



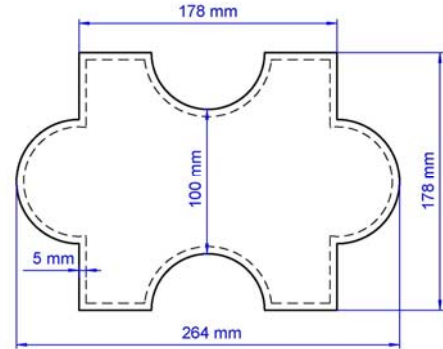


# RED SQUARE



# PAVERS

## Data Sheet Puzzle Paver



### Description:

**Puzzle paver, 26.4 cm x 17.8 cm (10.4 in x 7.0 in), thickness 6 cm (2.36") as specified in ASTM C936 as the minimum thickness. Trafficable. 32 pieces per square meter. The surface is smooth. Very suitable for driveways and parking areas. The finished pavements have to be swept with fine sand to fill any spaces between the pavers. Curing time for concrete is 28 days but compression testing should only be carried out after 45 days. Concrete compression testing results above 3000 PSI.**

### Dimensions available:

Puzzle paver	Length	Width	Thickness	Weight	pcs / sqm	Daily Capacity
Puzzle paver	26.4 cm	17.8 cm	6.0 cm	3.9 kg	32	(1000)
Puzzle paver	10.4 in	7.0 in	2.36 in	8.6 lbs	32	(1000)

### Colors:

Colors available are gray (natural concrete), red, yellow, black and green. Other colors available on request. **We only use iron oxide pigments imported from the U.S.**

**THESE PAVERS ARE AVAILABLE ONLY FOR ORDERS OF 100,000 PIECES AND ABOVE**

### IMPORTANT!

**If the substrates below the pavers are not well compacted the pavers will give way individually. Therefore always ensure good compaction during installation.**